

Q1 What school does your child currently attend?If you have more than one child attending an EIPS school or a child who attends classes at more than one EIPS school, complete this survey for each one.

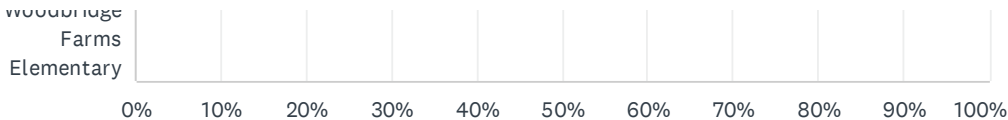
Answered: 89 Skipped: 0



2024-25 EIPS Annual Feedback Survey: For Parents and Caregivers

James Mowat Elementary										
Lakeland Ridge										
Lamont Elementary										
Lamont High										
Mills Haven Elementary										
Mundare School										
Next Step Fort Saskatchewan										
Next Step Sherwood Park										
Next Step Vegreville										
Pine Street Elementary										
Rudolph Hennig Junior High										
Salisbury Composite High										
Sherwood Heights Junior High										
SouthPointe School										
Strathcona Christian Academy...										
Strathcona Christian Academy...										
Uncas Elementary										
Vegreville Composite High										
Wes Hosford Elementary										
Westboro Elementary										
Win Ferguson Elementary										
Woodbridge										

2024-25 EIPS Annual Feedback Survey: For Parents and Caregivers



2024-25 EIPS Annual Feedback Survey: For Parents and Caregivers

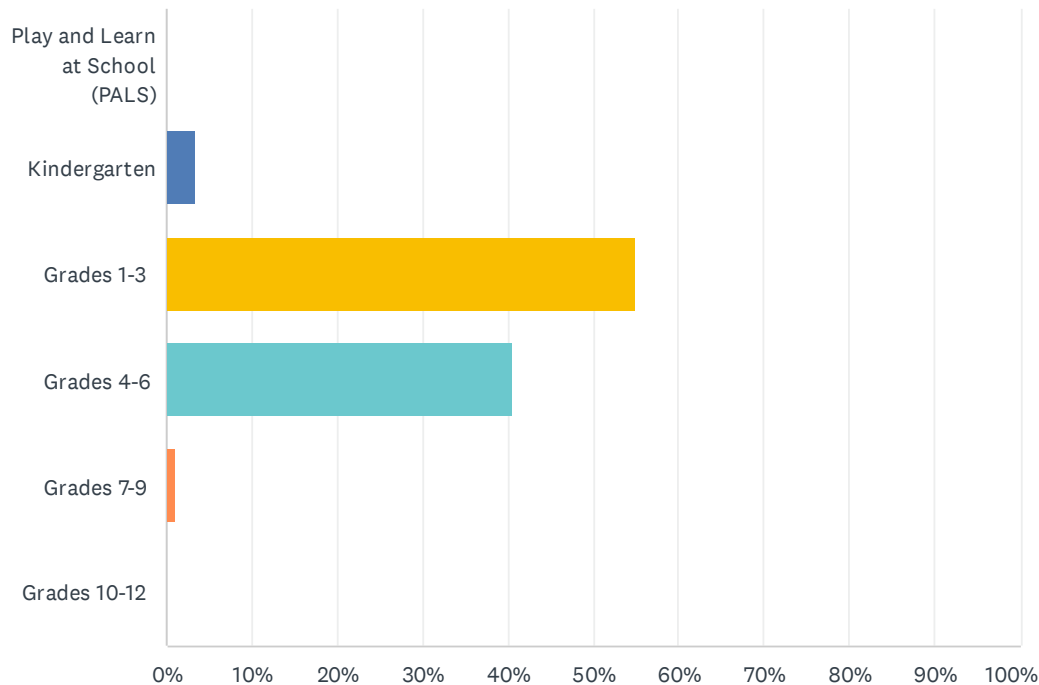
ANSWER CHOICES	RESPONSES	
A.L. Horton Elementary	0.00%	0
Ardrossan Elementary	0.00%	0
Ardrossan Junior Senior High	0.00%	0
Bev Facey Community High	0.00%	0
Brentwood Elementary	0.00%	0
Bruderheim School	0.00%	0
Clover Bar Junior High	0.00%	0
Davidson Creek Elementary	0.00%	0
École Campbelltown	0.00%	0
École Parc Élémentaire	0.00%	0
F.R. Haythorne Junior High	0.00%	0
Fort Saskatchewan Christian	0.00%	0
Fort Saskatchewan Elementary	0.00%	0
Fort Saskatchewan High	0.00%	0
Fultonvale Elementary Junior High	0.00%	0
Glen Allan Elementary	0.00%	0
Heritage Hills Elementary	100.00%	89
James Mowat Elementary	0.00%	0
Lakeland Ridge	0.00%	0
Lamont Elementary	0.00%	0
Lamont High	0.00%	0
Mills Haven Elementary	0.00%	0
Mundare School	0.00%	0
Next Step Fort Saskatchewan	0.00%	0
Next Step Sherwood Park	0.00%	0
Next Step Vegreville	0.00%	0
Pine Street Elementary	0.00%	0
Rudolph Hennig Junior High	0.00%	0
Salisbury Composite High	0.00%	0
Sherwood Heights Junior High	0.00%	0
SouthPointe School	0.00%	0
Strathcona Christian Academy Elementary	0.00%	0

2024-25 EIPS Annual Feedback Survey: For Parents and Caregivers

Strathcona Christian Academy Secondary	0.00%	0
Uncas Elementary	0.00%	0
Vegreville Composite High	0.00%	0
Wes Hosford Elementary	0.00%	0
Westboro Elementary	0.00%	0
Win Ferguson Elementary	0.00%	0
Woodbridge Farms Elementary	0.00%	0
TOTAL		89

Q2 What grade is your child currently in?

Answered: 89 Skipped: 0



ANSWER CHOICES	RESPONSES	
Play and Learn at School (PALS)	0.00%	0
Kindergarten	3.37%	3
Grades 1-3	55.06%	49
Grades 4-6	40.45%	36
Grades 7-9	1.12%	1
Grades 10-12	0.00%	0
TOTAL		89

Q3 As a result of being in the Play and Learn at School (PALS) program, my child’s demonstrating growth in their development.

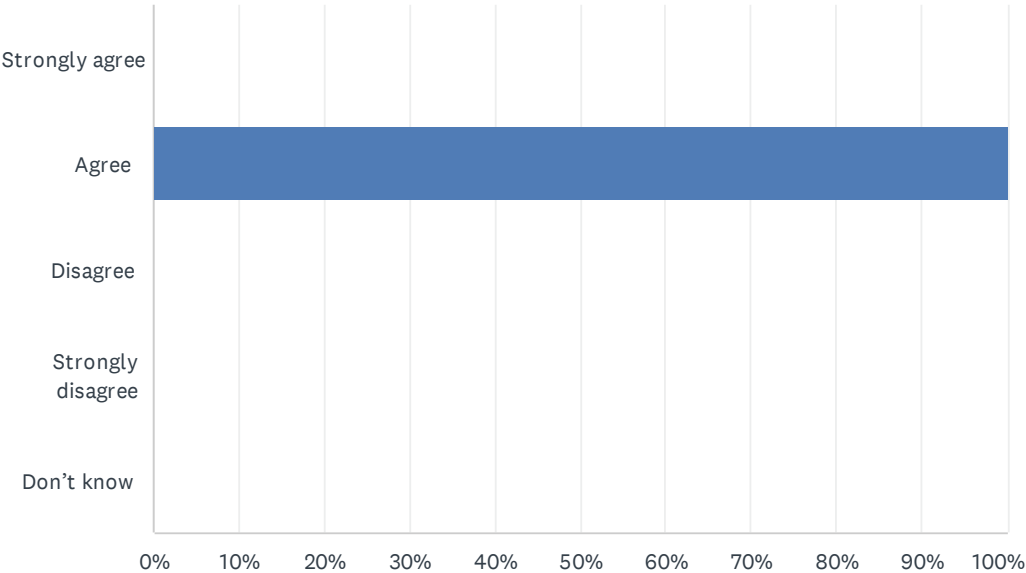
Answered: 0 Skipped: 89

 No matching responses.

ANSWER CHOICES	RESPONSES	
Strongly agree	0.00%	0
Agree	0.00%	0
Disagree	0.00%	0
Strongly disagree	0.00%	0
Don't know	0.00%	0
TOTAL		0

Q4 As a result of being in the kindergarten program, my child’s becoming ready to enter Grade 1.

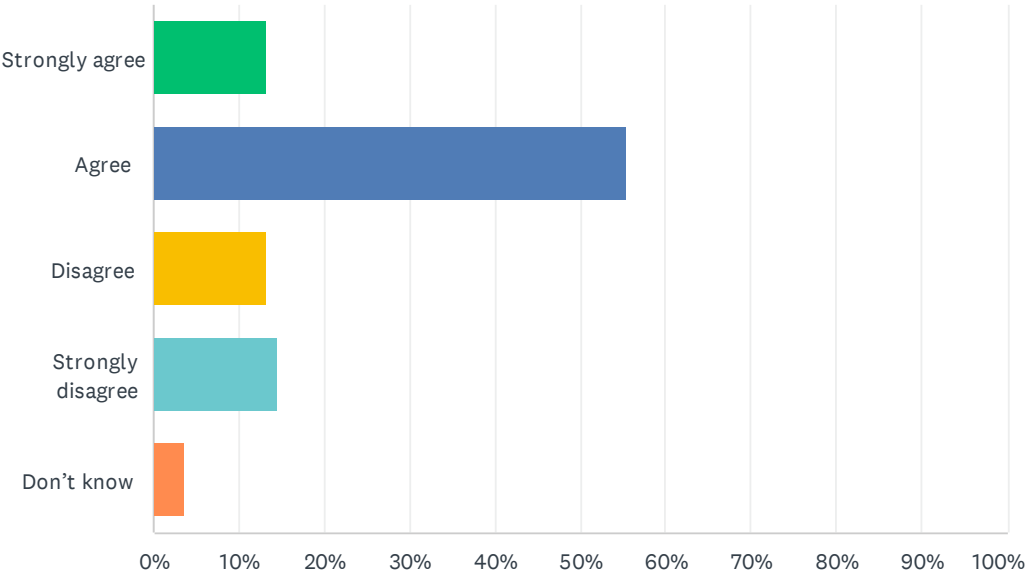
Answered: 3 Skipped: 86



ANSWER CHOICES	RESPONSES	
Strongly agree	0.00%	0
Agree	100.00%	3
Disagree	0.00%	0
Strongly disagree	0.00%	0
Don't know	0.00%	0
TOTAL		3

Q5 My child's individual needs are met.

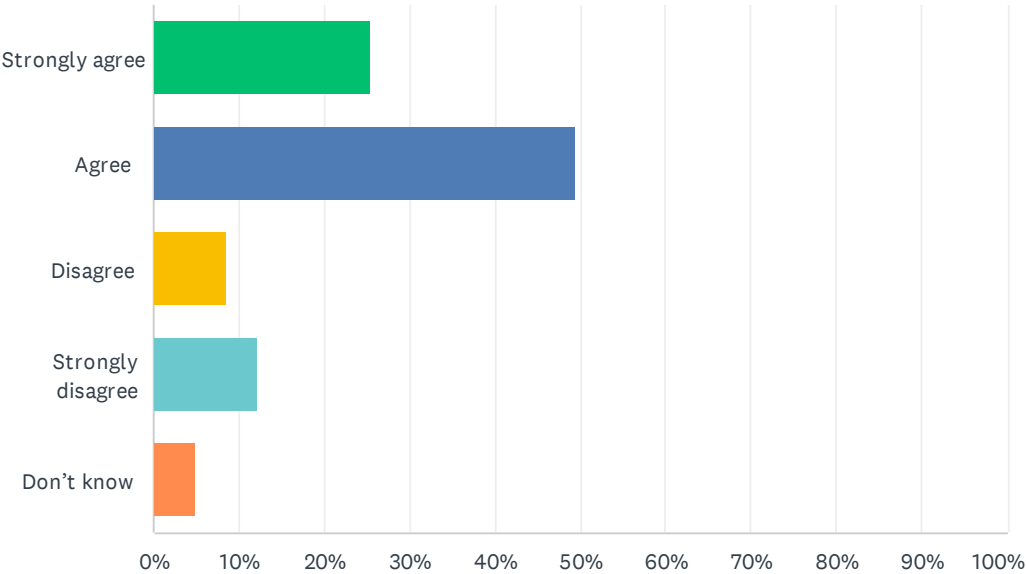
Answered: 83 Skipped: 6



ANSWER CHOICES	RESPONSES	
Strongly agree	13.25%	11
Agree	55.42%	46
Disagree	13.25%	11
Strongly disagree	14.46%	12
Don't know	3.61%	3
TOTAL		83

Q6 My child's encouraged to do their best.

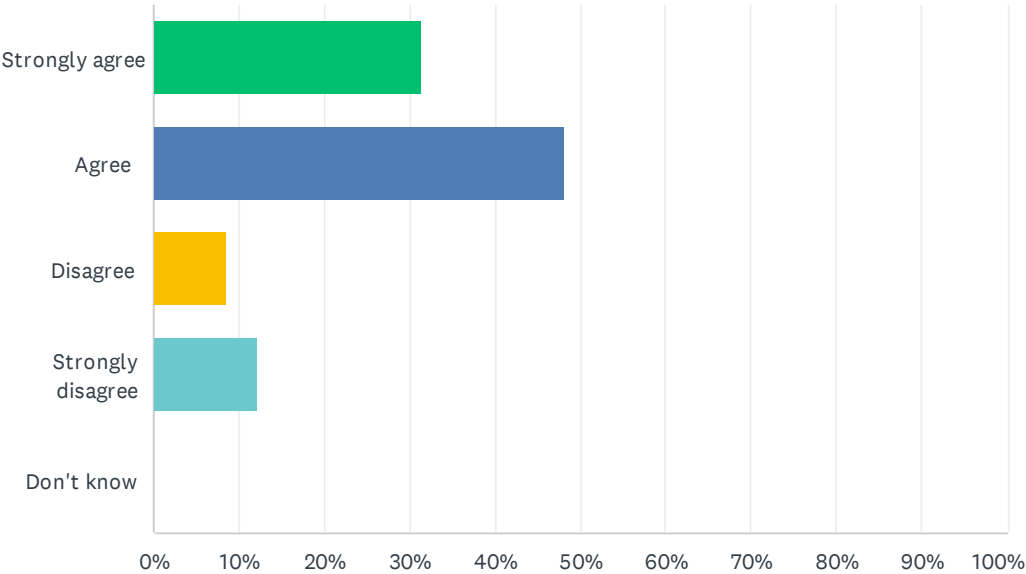
Answered: 83 Skipped: 6



ANSWER CHOICES	RESPONSES	
Strongly agree	25.30%	21
Agree	49.40%	41
Disagree	8.43%	7
Strongly disagree	12.05%	10
Don't know	4.82%	4
TOTAL		83

Q7 My child's demonstrating growth in literacy.

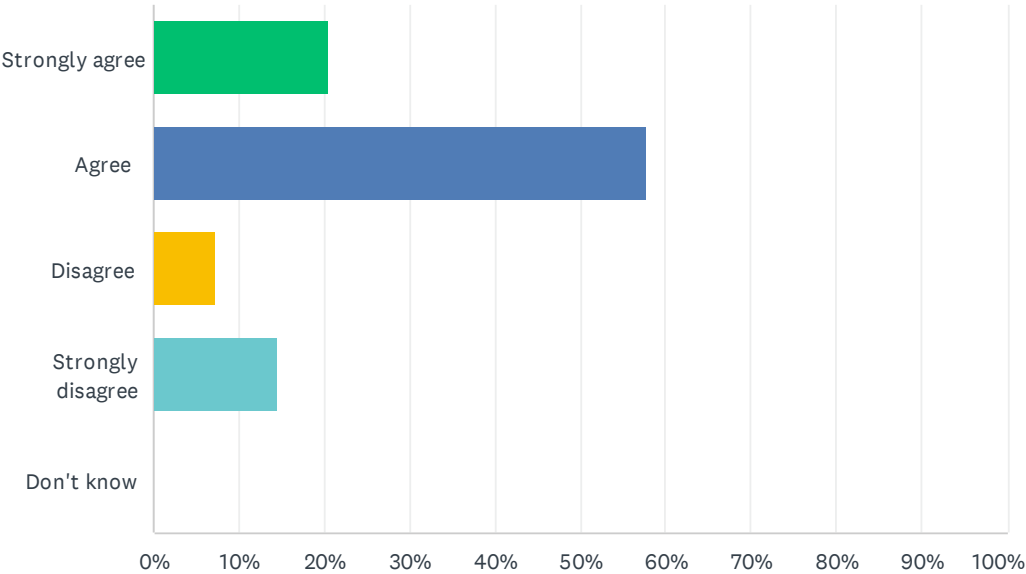
Answered: 83 Skipped: 6



ANSWER CHOICES	RESPONSES	
Strongly agree	31.33%	26
Agree	48.19%	40
Disagree	8.43%	7
Strongly disagree	12.05%	10
Don't know	0.00%	0
TOTAL		83

Q8 My child's demonstrating growth in numeracy.

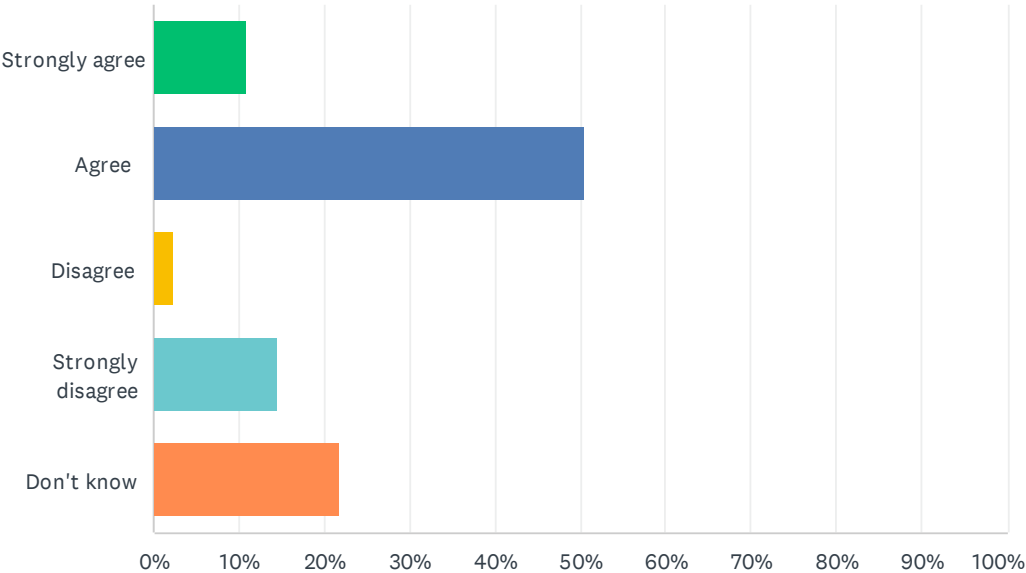
Answered: 83 Skipped: 6



ANSWER CHOICES	RESPONSES	
Strongly agree	20.48%	17
Agree	57.83%	48
Disagree	7.23%	6
Strongly disagree	14.46%	12
Don't know	0.00%	0
TOTAL		83

Q9 My child has an understanding of First Nations, Métis and Inuit culture and history.

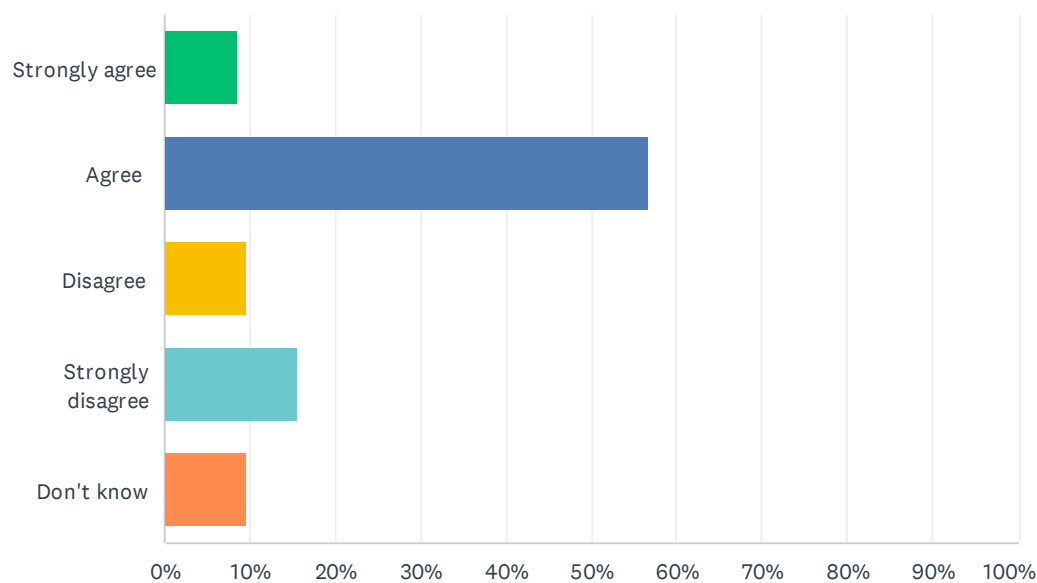
Answered: 83 Skipped: 6



ANSWER CHOICES	RESPONSES	
Strongly agree	10.84%	9
Agree	50.60%	42
Disagree	2.41%	2
Strongly disagree	14.46%	12
Don't know	21.69%	18
TOTAL		83

Q10 My child's learning the knowledge, skills and attitudes necessary to be successful in life.

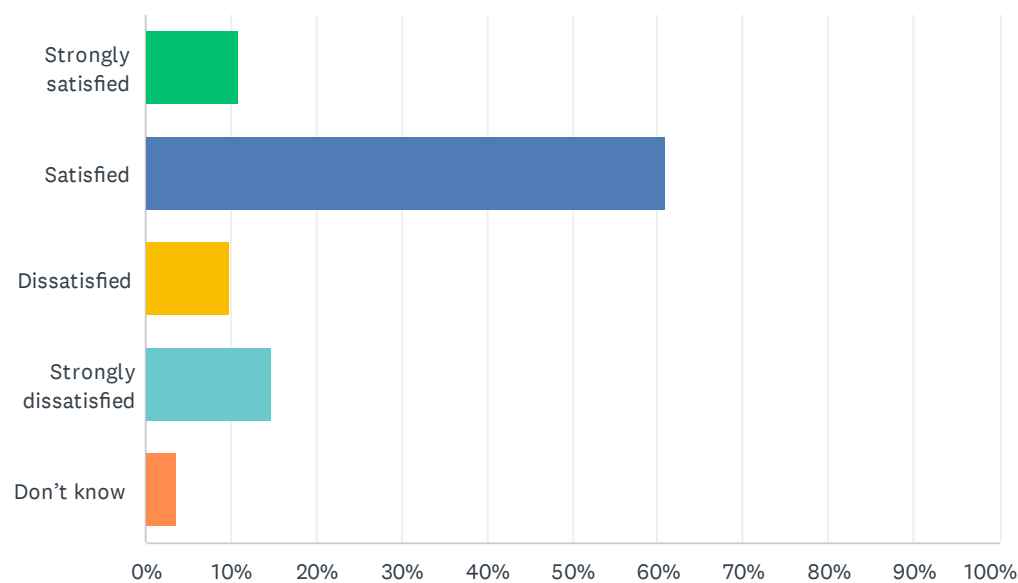
Answered: 83 Skipped: 6



ANSWER CHOICES	RESPONSES	
Strongly agree	8.43%	7
Agree	56.63%	47
Disagree	9.64%	8
Strongly disagree	15.66%	13
Don't know	9.64%	8
TOTAL		83

Q11 How satisfied are you with the quality of education your child's receiving at school?

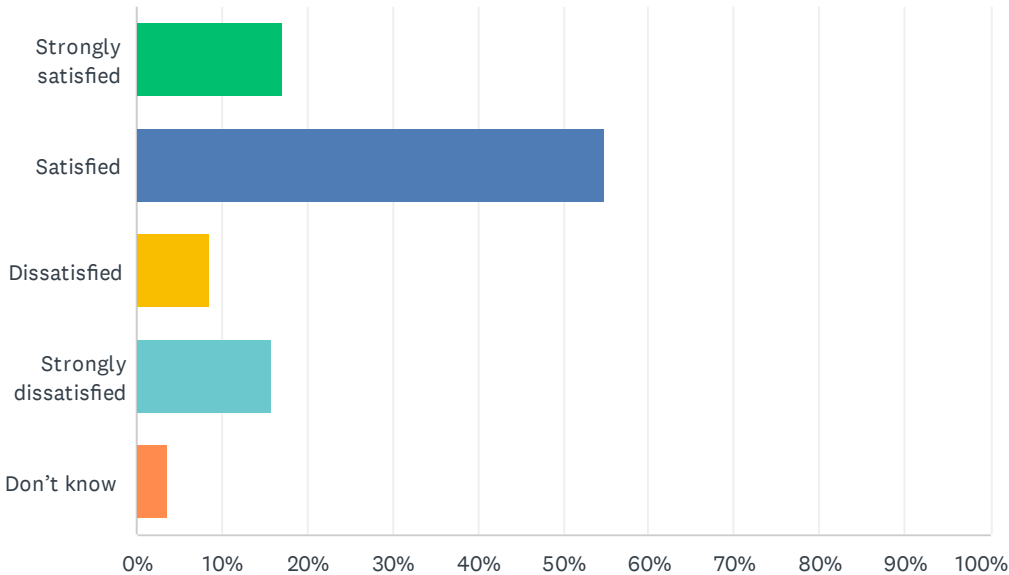
Answered: 82 Skipped: 7



ANSWER CHOICES	RESPONSES	
Strongly satisfied	10.98%	9
Satisfied	60.98%	50
Dissatisfied	9.76%	8
Strongly dissatisfied	14.63%	12
Don't know	3.66%	3
TOTAL		82

Q12 How satisfied are you with the quality of teaching at your child’s school?

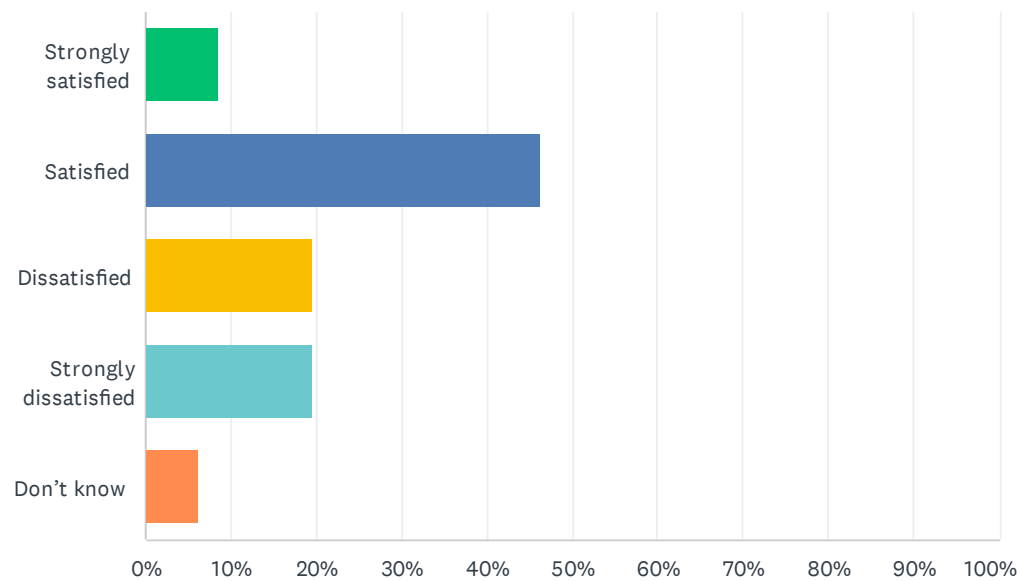
Answered: 82 Skipped: 7



ANSWER CHOICES	RESPONSES	
Strongly satisfied	17.07%	14
Satisfied	54.88%	45
Dissatisfied	8.54%	7
Strongly dissatisfied	15.85%	13
Don't know	3.66%	3
TOTAL		82

Q13 How satisfied are you with the leadership at your child's school?

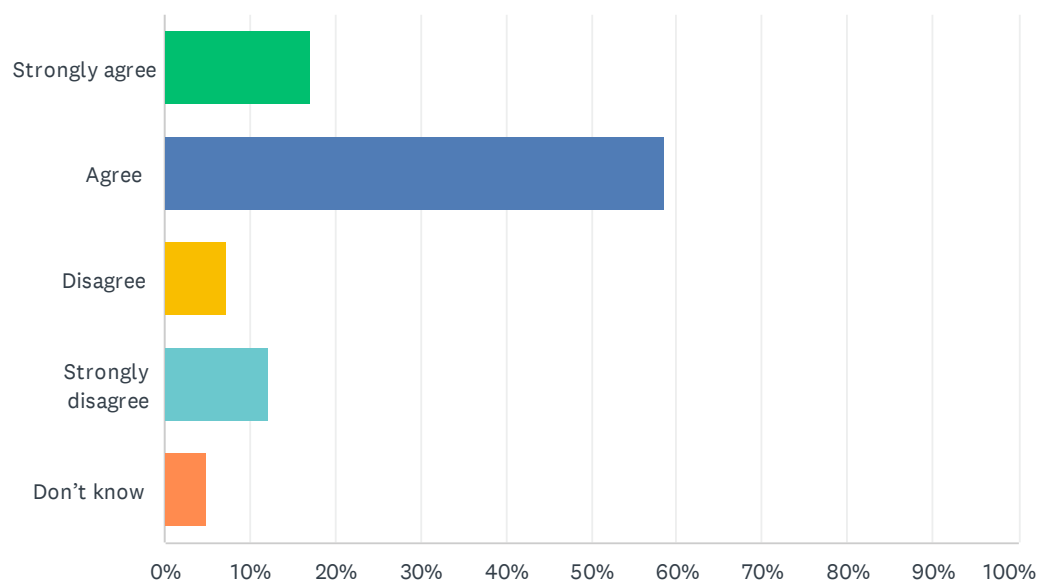
Answered: 82 Skipped: 7



ANSWER CHOICES	RESPONSES	
Strongly satisfied	8.54%	7
Satisfied	46.34%	38
Dissatisfied	19.51%	16
Strongly dissatisfied	19.51%	16
Don't know	6.10%	5
TOTAL		82

Q14 My child’s school encourages my child to be a responsible, respectful and engaged citizen.

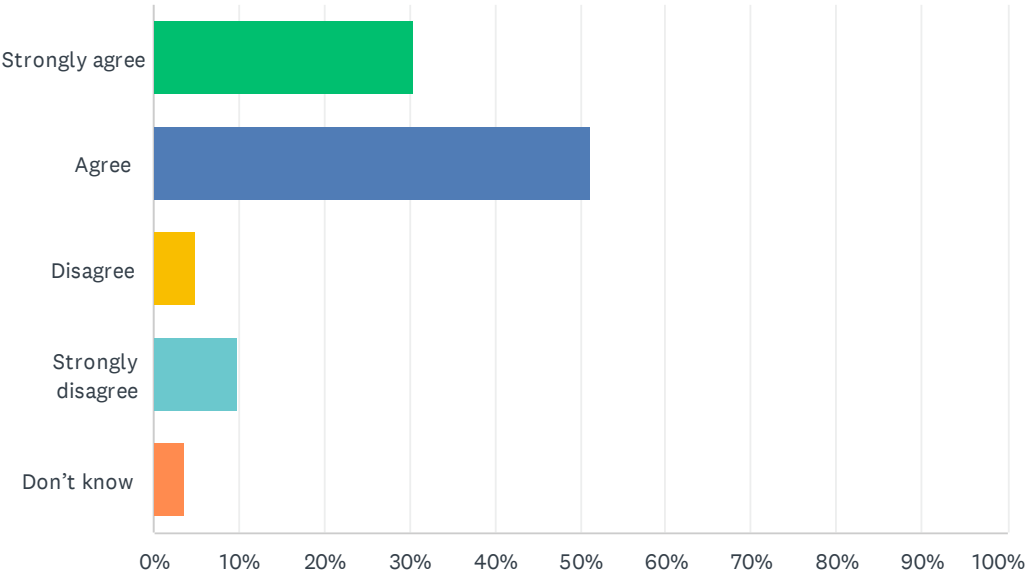
Answered: 82 Skipped: 7



ANSWER CHOICES	RESPONSES	
Strongly agree	17.07%	14
Agree	58.54%	48
Disagree	7.32%	6
Strongly disagree	12.20%	10
Don't know	4.88%	4
TOTAL		82

Q15 School staff care about my child.

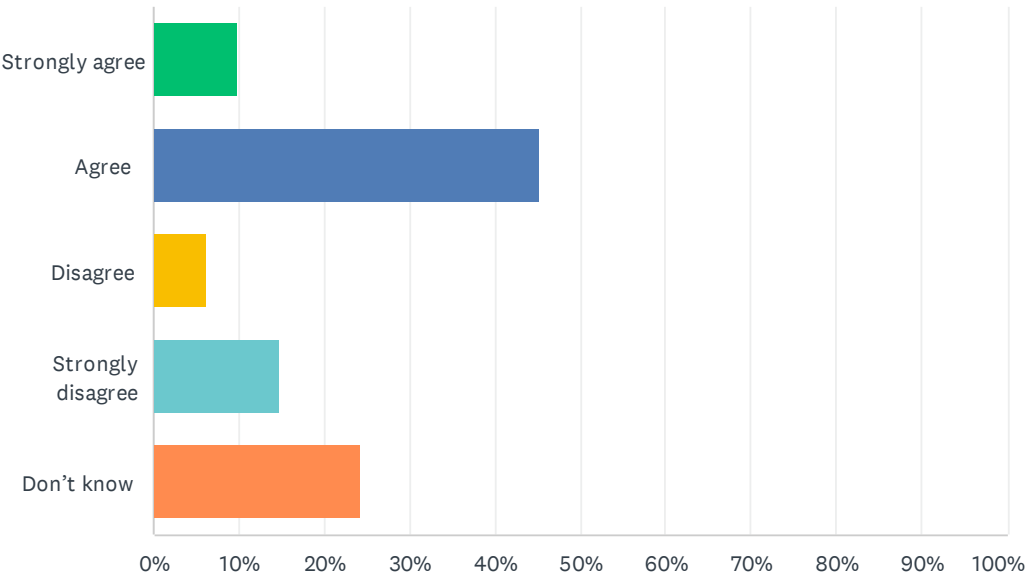
Answered: 82 Skipped: 7



ANSWER CHOICES	RESPONSES	
Strongly agree	30.49%	25
Agree	51.22%	42
Disagree	4.88%	4
Strongly disagree	9.76%	8
Don't know	3.66%	3
TOTAL		82

Q16 My child’s school handles discipline fairly and reasonably.

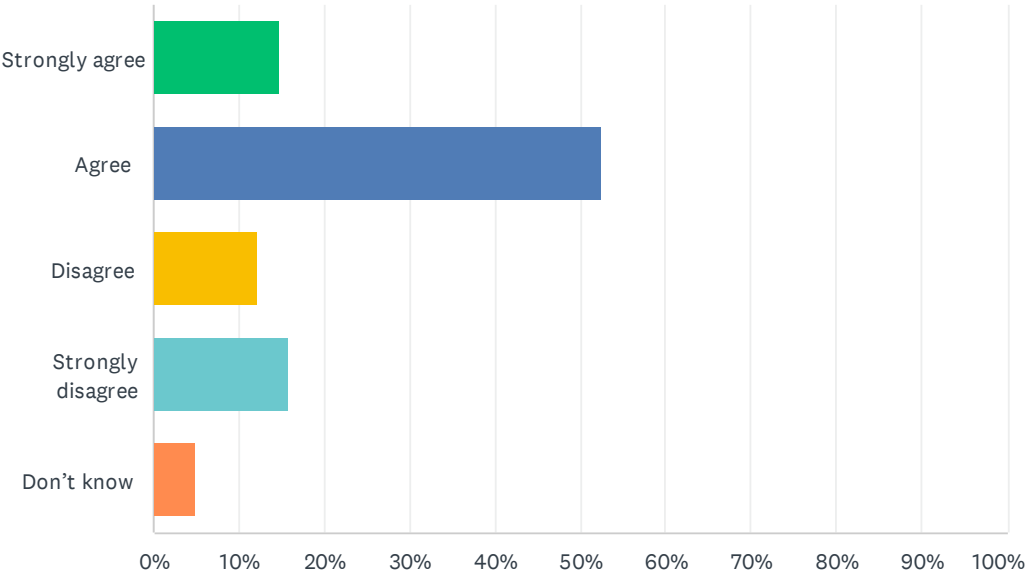
Answered: 82 Skipped: 7



ANSWER CHOICES	RESPONSES	
Strongly agree	9.76%	8
Agree	45.12%	37
Disagree	6.10%	5
Strongly disagree	14.63%	12
Don't know	24.39%	20
TOTAL		82

Q17 My child's school is safe.

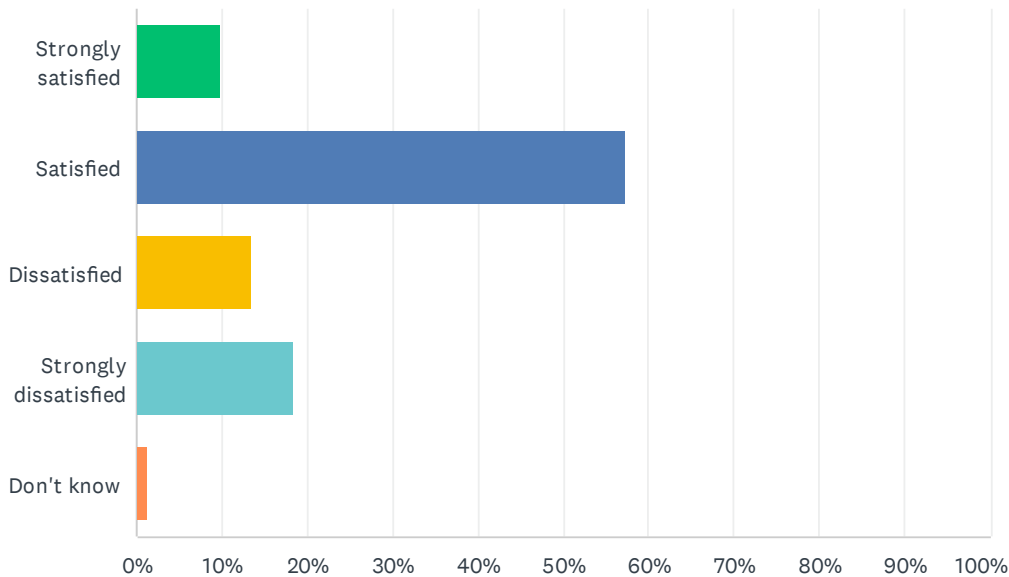
Answered: 82 Skipped: 7



ANSWER CHOICES		RESPONSES	
Strongly agree		14.63%	12
Agree		52.44%	43
Disagree		12.20%	10
Strongly disagree		15.85%	13
Don't know		4.88%	4
TOTAL			82

Q18 How satisfied are you with the resources available to support your child's learning?

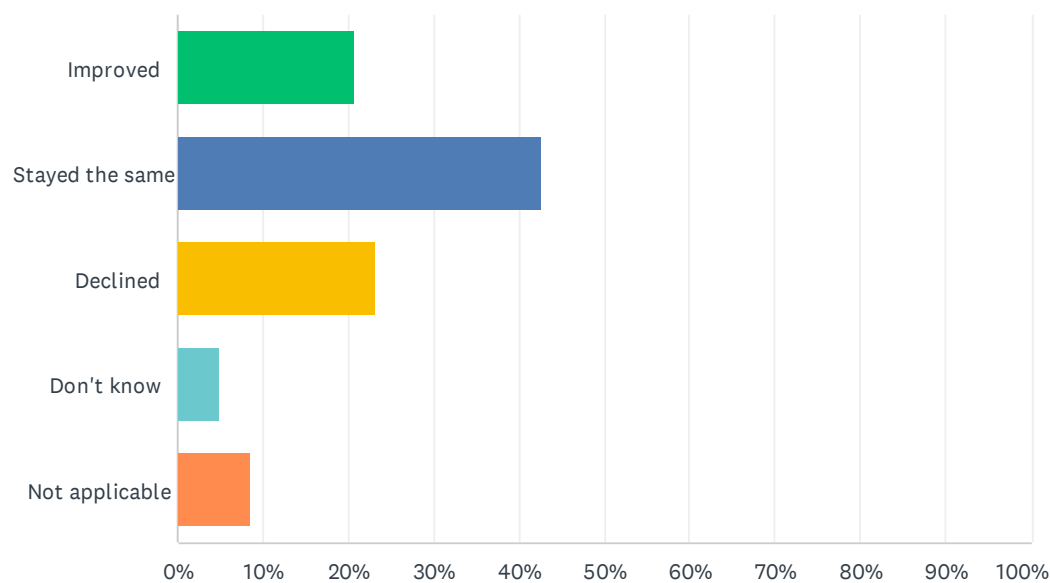
Answered: 82 Skipped: 7



ANSWER CHOICES	RESPONSES	
Strongly satisfied	9.76%	8
Satisfied	57.32%	47
Dissatisfied	13.41%	11
Strongly dissatisfied	18.29%	15
Don't know	1.22%	1
TOTAL		82

Q19 In your opinion, has the quality of education your child's experienced improved, stayed the same or declined in the past three years?

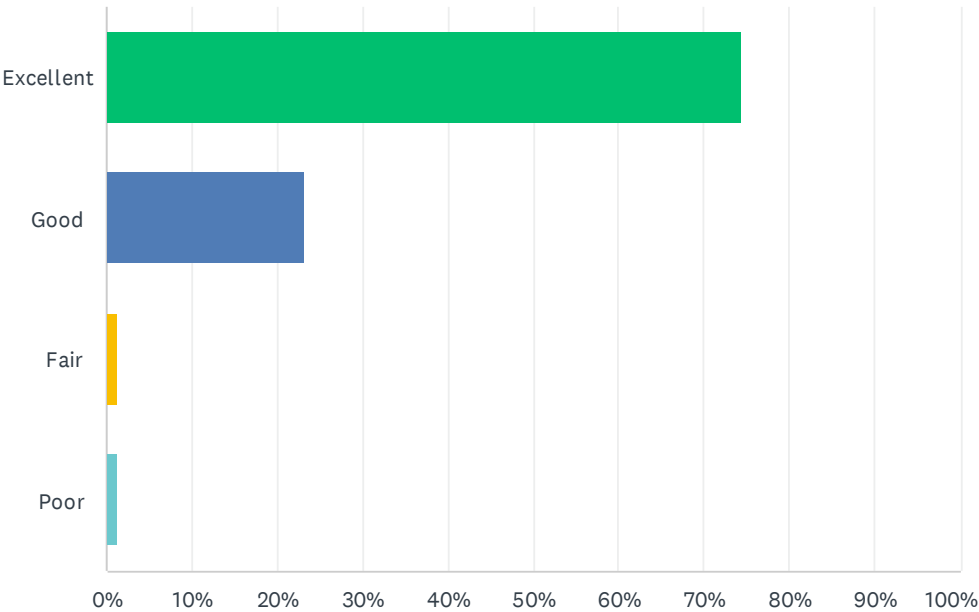
Answered: 82 Skipped: 7



ANSWER CHOICES	RESPONSES	
Improved	20.73%	17
Stayed the same	42.68%	35
Declined	23.17%	19
Don't know	4.88%	4
Not applicable	8.54%	7
TOTAL		82

Q20 How do you rate the physical condition of your child's school?

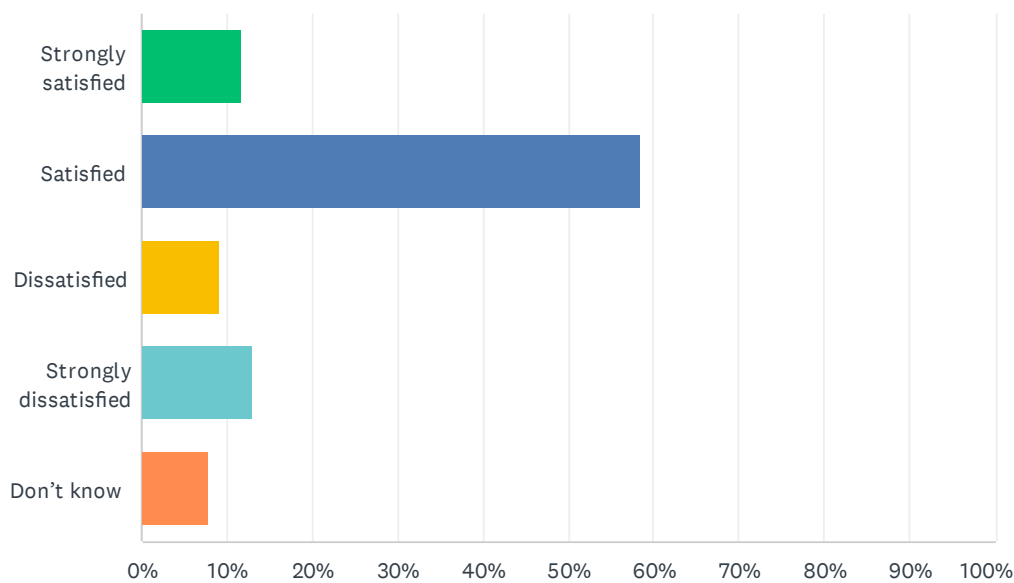
Answered: 82 Skipped: 7



ANSWER CHOICES	RESPONSES	
Excellent	74.39%	61
Good	23.17%	19
Fair	1.22%	1
Poor	1.22%	1
TOTAL		82

Q21 How satisfied are you with the opportunities provided to be involved in your child's education?Refer to the EIPS Parent Engagement overview for examples of involvement and engagement opportunities that help support student success.

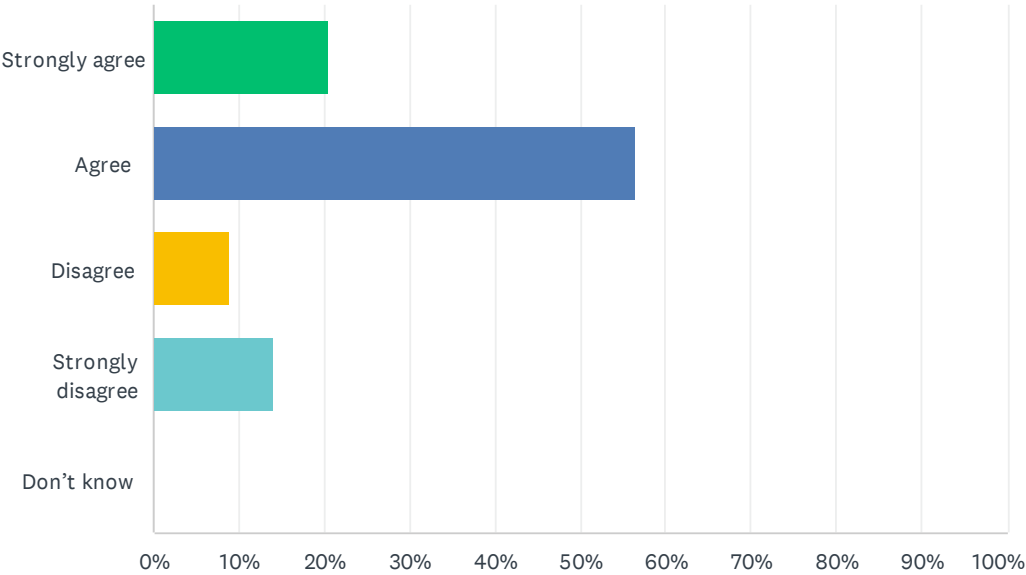
Answered: 77 Skipped: 12



ANSWER CHOICES	RESPONSES	
Strongly satisfied	11.69%	9
Satisfied	58.44%	45
Dissatisfied	9.09%	7
Strongly dissatisfied	12.99%	10
Don't know	7.79%	6
TOTAL		77

Q22 The school keeps me informed about my child's progress and achievement.

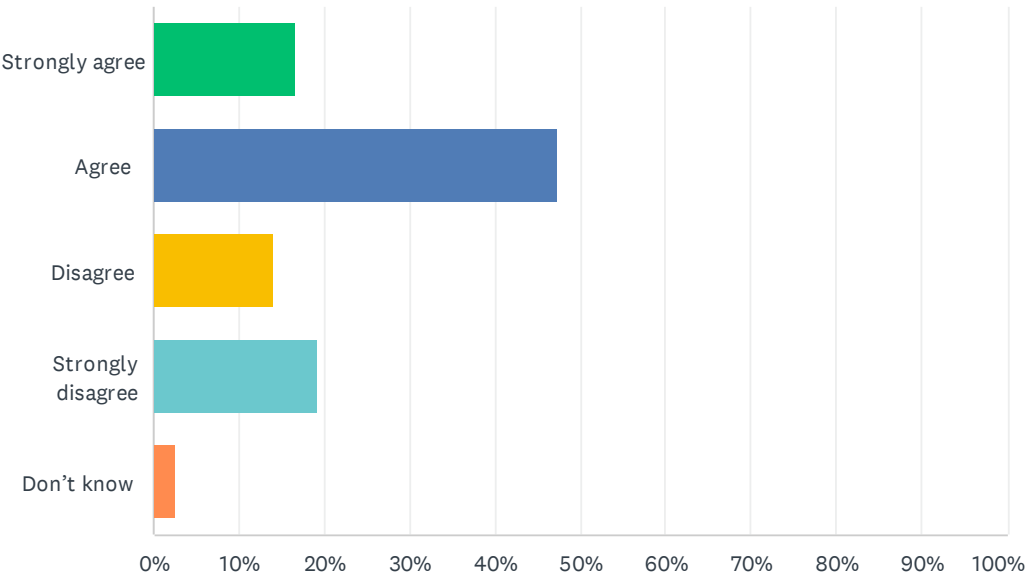
Answered: 78 Skipped: 11



ANSWER CHOICES	RESPONSES	
Strongly agree	20.51%	16
Agree	56.41%	44
Disagree	8.97%	7
Strongly disagree	14.10%	11
Don't know	0.00%	0
TOTAL		78

Q23 There is open and honest communication within my child's school.

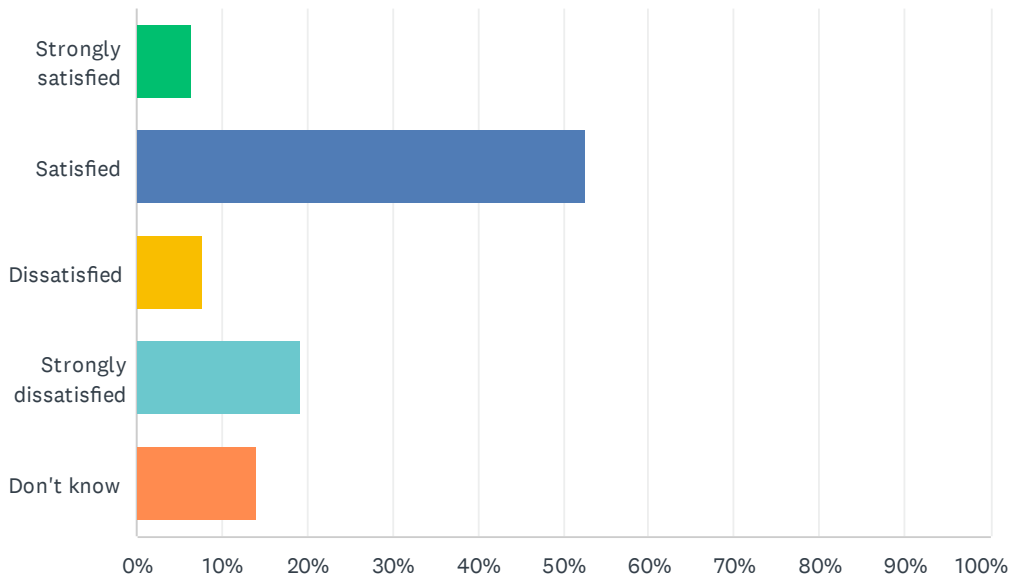
Answered: 78 Skipped: 11



ANSWER CHOICES		RESPONSES	
Strongly agree		16.67%	13
Agree		47.44%	37
Disagree		14.10%	11
Strongly disagree		19.23%	15
Don't know		2.56%	2
TOTAL			78

Q24 How satisfied are you with the Division’s commitment to engaging stakeholders—including parents and caregivers—about matters that affect decision-making and public education?Refer to the list of recent public engagement efforts throughout EIPS for examples of involvement and engagement opportunities.

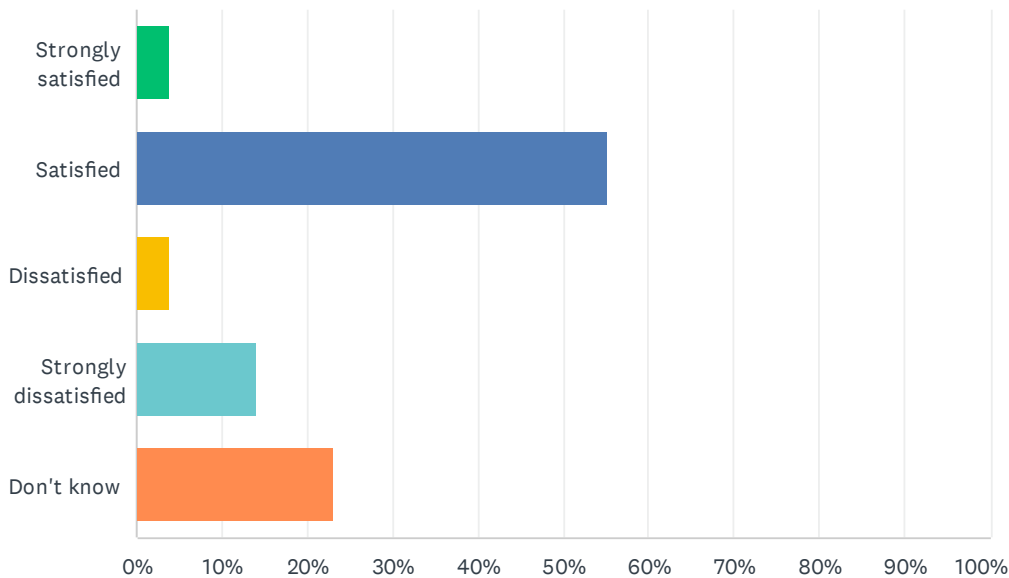
Answered: 78 Skipped: 11



ANSWER CHOICES	RESPONSES	
Strongly satisfied	6.41%	5
Satisfied	52.56%	41
Dissatisfied	7.69%	6
Strongly dissatisfied	19.23%	15
Don't know	14.10%	11
TOTAL		78

Q25 How satisfied are you with the Division’s commitment to advocating for public education?Refer to the Board Advocacy page for examples of ongoing advocacy work of the Board of Trustees.

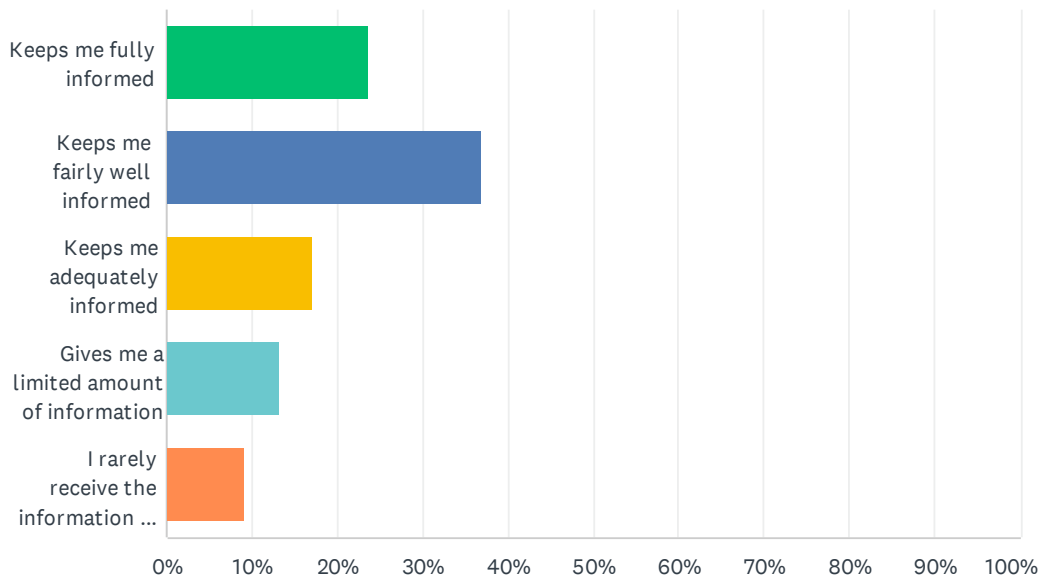
Answered: 78 Skipped: 11



ANSWER CHOICES	RESPONSES	
Strongly satisfied	3.85%	3
Satisfied	55.13%	43
Dissatisfied	3.85%	3
Strongly dissatisfied	14.10%	11
Don't know	23.08%	18
TOTAL		78

Q26 Elk Island Public Schools appreciates the opportunity to stay connected with parents and caregivers about news, activities, programs and other matters of importance. What is your impression of the communication you receive from your child's school?

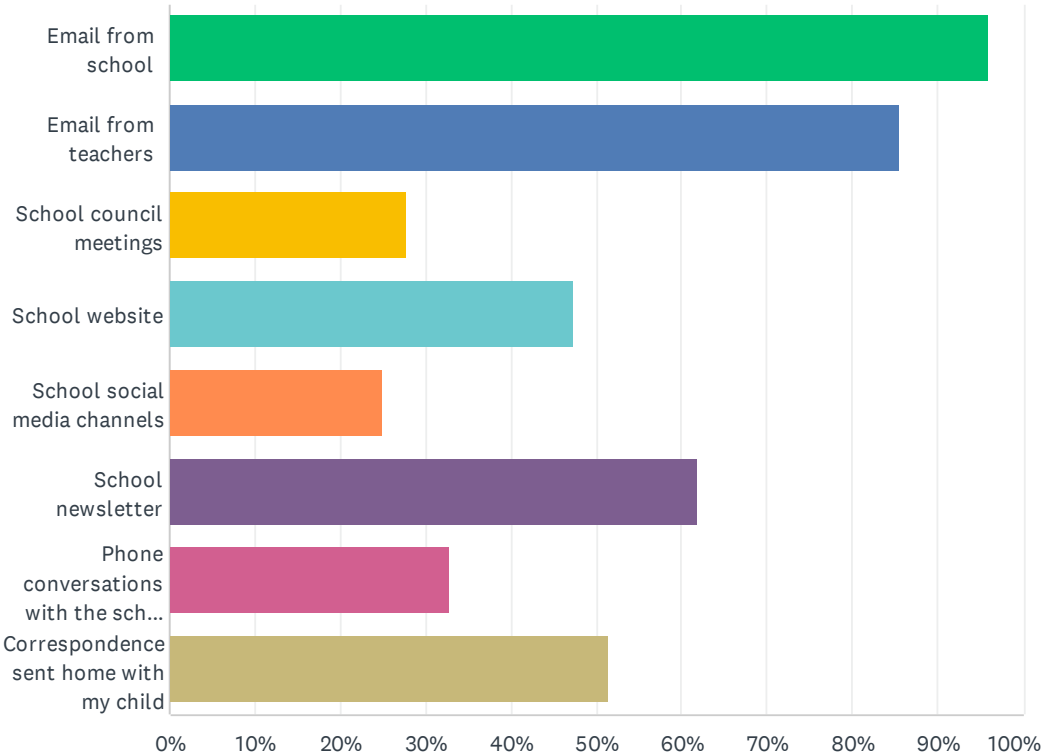
Answered: 76 Skipped: 13



ANSWER CHOICES	RESPONSES	
Keeps me fully informed	23.68%	18
Keeps me fairly well informed	36.84%	28
Keeps me adequately informed	17.11%	13
Gives me a limited amount of information	13.16%	10
I rarely receive the information I need	9.21%	7
TOTAL		76

Q27 Do you regularly make use of the following to keep up to date on school activities, programs, etc.? Check all that apply.

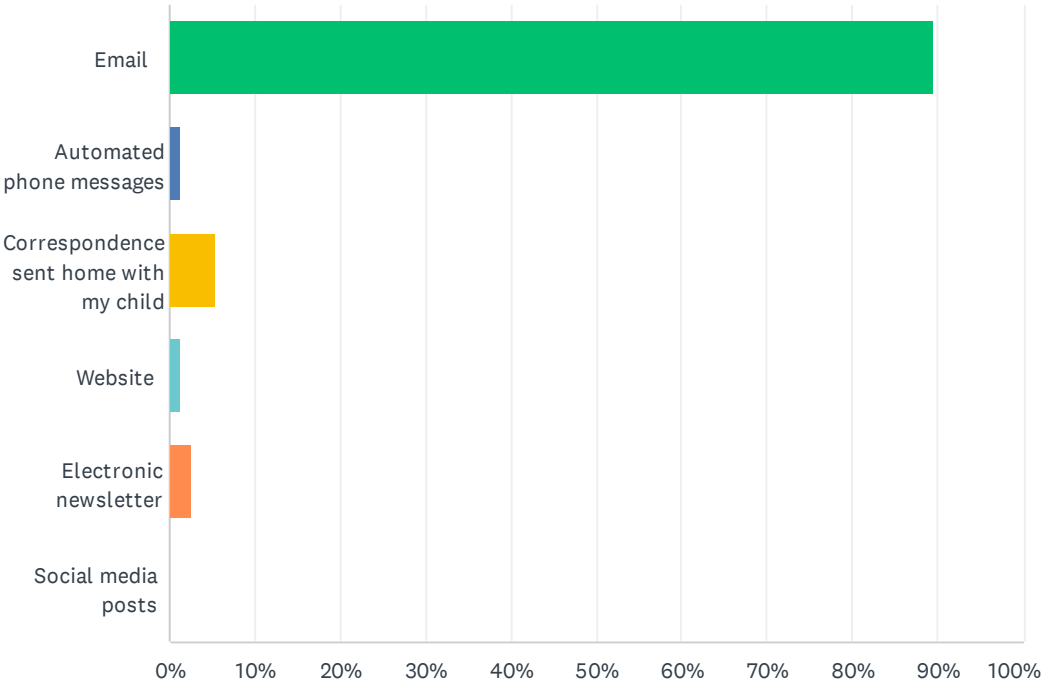
Answered: 76 Skipped: 13



ANSWER CHOICES	RESPONSES	
Email from school	96.05%	73
Email from teachers	85.53%	65
School council meetings	27.63%	21
School website	47.37%	36
School social media channels	25.00%	19
School newsletter	61.84%	47
Phone conversations with the school or teachers	32.89%	25
Correspondence sent home with my child	51.32%	39
Total Respondents: 76		

Q28 What is your most preferred method of communication from the school and Division?

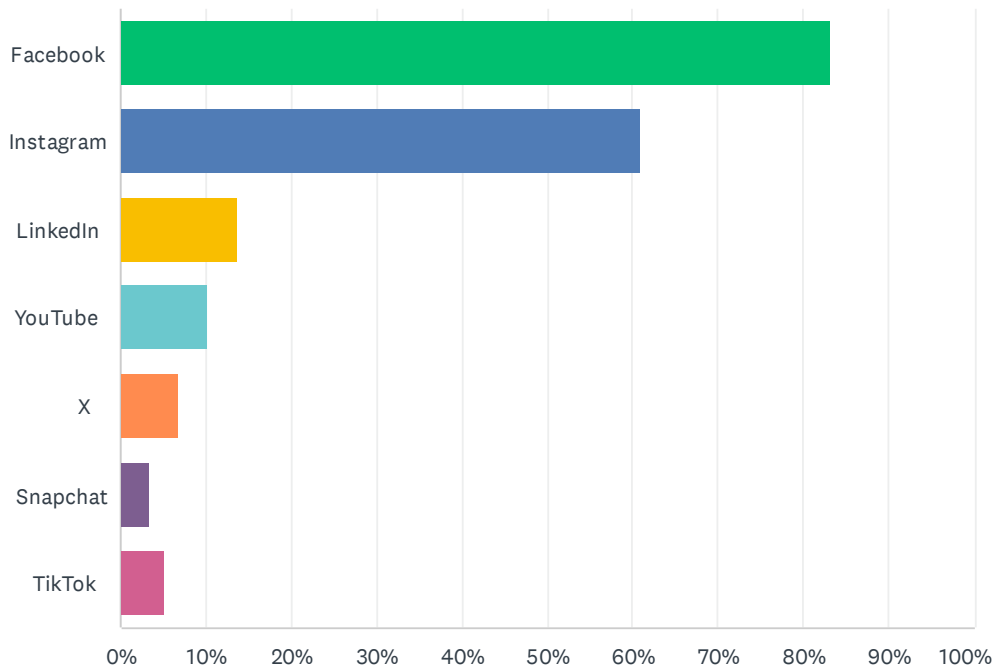
Answered: 76 Skipped: 13



ANSWER CHOICES	RESPONSES	
Email	89.47%	68
Automated phone messages	1.32%	1
Correspondence sent home with my child	5.26%	4
Website	1.32%	1
Electronic newsletter	2.63%	2
Social media posts	0.00%	0
TOTAL		76

Q29 The Division and schools often share news and information on social media. Which of the following platforms do you use? Check all that apply.

Answered: 59 Skipped: 30



ANSWER CHOICES	RESPONSES	
Facebook	83.05%	49
Instagram	61.02%	36
LinkedIn	13.56%	8
YouTube	10.17%	6
X	6.78%	4
Snapchat	3.39%	2
TikTok	5.08%	3
Total Respondents: 59		